

Volume 1/Issue 11
November/
December 2022

Ames Quilt Guild



to
**Barb Holst
Char Hulsabus
Kathy Jones
and Deanna Jordan**
for providing
our delicious
snacks at the
October meeting



**Ames Quilt Guild
Yearly Dues
\$40**

Monthly Meetings
Held the 4th Thursday
First United
Methodist Church
516 Kellogg
Ames, Iowa
(except Nov./Dec)
**6pm
Social w/Snacks**
**6:30pm
Meeting**

Mask use is at the
discretion of those
attending AQG
meetings.

The love
of sewing
is our common
thread.

Unknown

Executive Board 2022

President—**Phyllis Schrag**,
phyllis_schrag@mediaco
mbb.net

Vice-President—**Kathy Jones**;
kmjones@iastate.edu

Secretary—**Shawna Saad**,
ssaad@iastate.edu

Treasurer—**Kate Hardy**,
khardyquilt@gmail.com

Committees 2022

Projects and Activities

**Sheila Arney
Ramona Tapper**

Communications

Kathy Jones-Facebook

Sharon Boen-Email
Blasts

Kathy Glatz-Newsletter
Coordinator

Steve Huffman-Web
Master, Sound

Hospitality

Barb Holst

Programs & Education

**Betty Baker
Gloria Sampson**, Asst.

Membership

**Marge Fitzgerald
Susan Fraser**

Newsletter

Submissions—due the
10th of each month;
email to **Pamela Dee
Geringer**
pdgeringer@yahoo.com

December 1
AQG Meeting

**POTLUCK
&
FUN**

6pm Social

6:30pm Eating

Games

Show-n-Tell

(including stockings)



1. Bring something edible to share, hot or cold, sweet or savory



2. Bring your own, labeled (with your name) serving utensil



3. Bring your own non-alcoholic beverage coffee/water & cup or glass to drink from

4. Tableware will be provided

Dues Due!

at the January meeting. Please bring your
\$40.00 dues payment,
cash or make check to Ames Quilt Guild
or mail your check to
Kate Hardy, 519 Lynn Street Ames, IA 50014.
Deadline January 26, 2023
**Payment may be made at the
December 1 meeting as well!**



Ames Quilt Guild Member Spotlight

Emily Vardeman

My name is Emily Vardeman and I grew up in Boone, Iowa. I've been married to my husband, Andrew, for a little more than 12 years now, and my son Tomás is in his senior year at Ames High School.

I started quilting shortly after I married my husband. My mother-in-law asked if I wanted to make a quilt with her, and I thought it would be fun to make a quilt for my son. I already had a sewing machine that I had purchased a few years earlier to make simple things like pillowcases and aprons, so I was ready to try quilting. We selected red, orange, and yellow fabrics, and she walked me through making a log cabin pattern. I enjoyed the whole process and also discovered several quilting blogs online. Those quilters were using fabrics and patterns that really appealed to me, and I just took off making quilts and meeting quilters. Soon, I found what was then called the Des Moines Modern Quilt Guild and started attending meetings, eventually serving a year attending the first QuiltCon. Life in Des Moines eventually decreased my making quilts.

I think the biggest reason I love to show love to others. I've found that way. I love working with colors and making something fun or beautiful. I do well together. I have created a few patterns that have been featured on the cover of *American* and I would like to write more patterns, but only



Emily Vardeman

inspiration allow. I have found that I really enjoy a quilting challenge that includes some set parameters. For example, I enjoyed the challenge that was given to the guild earlier this year to work with someone else's UFO. It challenged my creativity and made me try new things.

Another aspect of quilting that attracts me is interacting with other quilters. They keep me quilting by inspiring me with their work, creativity, generosity, and love. Recently, I started my own longarm quilting business, *Short Story Longarm Quilting*. Through this business I'm really enjoying the opportunity to interact with even more quilters. I love hearing their stories about why they chose a fabric or pattern, learning who the quilt is for, and helping them finish the quilt with the perfect quilting design to express that love to the recipient.

One quilting tip that I can pass along is that pressing and ironing are different things. Learning to be patient and slowly press my seams rather than just quickly running my iron over them has made a big difference in the quality of my quilt tops.

I hope to get to know other members of the Ames Quilt Guild better and be inspired by all of you!

as president of the guild and circumstances and travel to Des Moines eventually decreased my attendance in that guild, but I kept

quilting is I'm making something to many other quilters feel the same designs and using my creativity to like selecting fabrics that I think go original quilt patterns and one was *Patchwork and Quilting*. I'd like to occasionally as time and



Bring a Gift!

For the joy and sheer fun of it, please wrap a homemade gift costing less than \$7 for our gift exchange on **Dec. 1st**. Do not put your name on it, rather put your name somewhere in the wrapped gift. Be creative! Think of quilt related items, homemade craft items, holiday ornaments, greeting cards, candy, snacks, baked goods, something you enjoy using, eating, or owning.

President's Corner

As this Ames Quilt Guild year comes to an end, I want to say that I am so grateful to AQG officers, committee chairs, food providers, and members for a super Covid come-back. We have had such interesting programs, terrific treats, friendly conversations, interested visitors and enthusiastic new members as well as an amazing show and tell of your quilt making efforts. I look forward to seeing you on December 1 when we will end the year on another high note, with great food and serious fun! *Phyllis*




Ames Quilt Guild Member Spotlight

Carolyn Brockman

Hi, my name is Carolyn Brockman, and I have been an AQG member since 2017. I would like to give a big "Thank You" to the quilt guild and its members and officers. The programs, especially show and tell, have given me many good ideas.

My husband of 60 years and I have lived in Ames for 56 years. We have three adult children and eight grands. Our first grandchild was married in late October, so I am hoping for great grand babies soon.

I was also a sewer before I was a quilter. My 7th grade experience in Home Ec. was not inspiring, but I decided to try sewing again when I needed maternity clothes. What a disaster! The pattern directions said to make facings.....Whaaaat??? I had no idea what facings were, so I tried turning down the armholes and neckline. That obviously didn't work, but with help from my landlady, I moved on and sewed clothes, bedspreads, curtains, and even a suit for my son.



Carolyn Brockman

I made my first quilt in 1991 for my first grandchild. I was the only one in a quilting class taught at Joann's when the store was located where the east Hy-Vee is now. It was hand quilted as were the other seven quilts I made for other grandchildren. They were also gifted handmade Christmas ornaments; I stopped doing that when they were 18 years old, as I thought that was enough grandmother ornaments, pillows, and knitted blankets.

I now make baby quilts as they are fast, don't require as much fabric, and I don't get bored. I have learned to enjoy selecting the fabrics for my quilts which was a challenge for me because I thought everything needed to match. Being a math educator at different levels has

helped me redesign and adapt patterns to make the smaller baby quilts. My goal now is to use up the fabrics in my stash before buying more fabric. That is a lost cause.

I have no tips to share except to encourage all to enjoy the quilting experience. Quilting has become a lifetime hobby for me and is the main avenue for my charity work.

Any Hero Christmas Stocking Project

by Sheila Arney

Our project for December is to make a Christmas stocking. Patterns were provided to those who wanted them at the November meeting, however, you can easily make your own outline for the basic shape. A helpful YouTube™ tutorial to make a Christmas Stocking is "Make a Quilted Christmas Stocking" with Jenny of *Missouri Star Quilts*, November 30, 2014. The stockings should be 15-20" x 5-6" and sturdy enough for them to be filled. They do **not** have to be filled, however if you would like to put something in the stocking, travel toiletries from hotels (sets please), disposable packages of razors, postage stamps or small musical instruments such as a harmonica would be welcome. The completed stockings will be sent to the address below and given to "Any Hero." They need 10,000 stockings annually.

Operation Care Package
P.O. Box 175 / 120 Jessie St.
Manhattan, Illinois 60442



A Christmas Quilter

By Pat Everson

*T'was a few weeks before Christmas and in my head was a plan
To make all of my Christmas gifts by my own hand.
Away to my scrap box in a flash I did fly.
With patterns in my head and a twinkle in my eye.
I cut and I sewed as merry as an elf.
Making things for others and not for myself.
A quilted vest for a teen-aged niece.
Quilts for the grandparents with love sewn in each piece.
Quilted covers for aunts' tabletops.
Away I go with hardly a stop.
On scissors, on needles, on thimble and thread,
Oh, hurry I must, for Christmas day is ahead.
A quilted diaper bag for the baby so new.
I may even quilt Santa a coat before I'm through.
Quilted bedspreads for Mother and Sis.
I still have a few left on my list.
Cushions with quilted tops and potholders done.
It's now Christmas Eve and I have a gift for each one.
So I sprang to my Volkswagon and made quite a clatter.
The neighbors ran to the windows to see what was the matter.
From one house to the other, I leaped like a deer.
Leaving my presents and hopefully cheer.
With best wishes to each for a Christmas so bright.
A tired, happy quilter drove away in the night.*

Treasurer's Report

Current Balance

\$ 3538.28


Notices

Char Hulsebus and **Kathy Glatz**, who have been in charge of Fidget Quilts for the Guild for several years, announced at the Oct. meeting that they are discontinuing this project. They will no longer take donations of fabric, batting, or fidget quilts at monthly AQQ meetings. Members who make fidget quilts can donate them directly to Mary Greeley Hospital.

Also, **Kathy Glatz** is no longer accepting sewing machine and fabric donations for her work in Mississippi as the numbers interested in sewing there have diminished.

Children's Books about Quilting


Need a Christmas or birthday gift idea for a younger grandchild? Why not give a children's book about quilts or quilting...along with a quilt? Or check out one or more at your public library as bedtime reading during your next visit. Here are some from Kathy Glatz's collection that are intergenerational and focus on families (or not):




The Quilt Story
by Tony Johnston and Tomie dePaola
(intergenerational)



The Keeping Quilt
By Patricia Polacco
(Russian; intergenerational)





Selena and the Bear Paw Quilt
By Barbara Smucker
(Mennonite family; intergenerational)



Quilt of Dreams
By Mindy Dwyer
(intergenerational)



Grandy's Quilt: A Gift for All Seasons

By Renee Wall Rongen
(intergenerational)




The Patchwork Quilt
by Valerie Flournoy
(Afro-American; intergenerational)

Seven Spools of Thread: A Kwanzaa Story
By Angela Shelf Medearis
(Seven brothers in an African village)



Reuben and the Quilt
By Merle Good
P. Buckley Moss, Illustrator
(boy and his Amish family)

Snuggle Piggy and the Magic Blanket
By Michele Stepto
(fun bedtime read that features a pig)



Coming
in
January

Ames
Quilt Guild
Member Spotlights
Carolyn Mabee
Ina Pour-EI



*Oh the weather outside is frightful,
So staying inside is so delightful.
And since we've no place to go
Let us sew, let us sew, let us sew!*



3 ways to contribute to AQG's charity quilt projects:

- Donate **orphan quilt blocks**
- Make **scrappy rectangles 3.5" X 12.5"**, with one or more scrap being red (every 5 donated puts your name in a drawing for a \$10 Hy-Vee Gift Card)
- Donate **10½" squares or pieced blocks**

Bring to each monthly AQG meeting.

Helpful Hint #3

SHARPENING YOUR ROTARY CUTTER BLADE AT HOME:

Patty Martin recently posted a great tip from [Patty's Hands blog](#) on how to sharpen your rotary cutter at home. It's the simplest possible thing: take some regular baking tin foil, fold it up several times and run your rotary cutter through it a few times until it's sharp! Brilliant.



Kathy Glatz

for all your good work in getting our AQG news-

letter put together each month. Your energy and enthusiasm for the job, as well as your clever ideas and expertise have made each month's newsletter interesting reading for all of us.



Pam Geringer

to the Ames Quilt Guild team and

thank you for agreeing to become our newsletter guru. Beginning with the January 2023 issue, Pam will make sure that all information is recorded monthly for members to read.

Ames Quilt Guild

Meeting Minutes--October 27, 2022

1. Welcome

- a. Meeting called to order at 6:30PM by President Phyllis Schrag

2. Announcements

- a. Reminder, there is no meeting in November, and the December meeting will be December 1st. The December meeting will be our end of year potluck celebration. Please bring a food item of your choice and your own beverage. The guild will provide dinnerware.
 - i. Please remember to bring a wrapped gift. We will have a fun gift exchange for everyone who brings a gift. The gift should be something homemade, wrapped and cost no more than \$7.00.
- b. At this time the Fidget Quilt Service Committee will end. Char Hulsebus and Kathy Glatz have provided great service over the years to this generous philanthropy and the AQG is thankful for all that has been done to provide fidget quilts to those in need. At this time, no more fidget quilt donations are being accepted.
- c. The American Revolution Bicentennial Quilt is currently available for viewing at the Ames Historical Museum. For more information, please visit <https://ameshistory.org/content/american-revolution-bicentennial-quilt>.
- d. Reminder, if there is inclement weather that may cause the AQG to cancel their monthly meeting, they will work to post this as soon as possible on Facebook, the website, and an email notification will be sent to all members.

3. Old Business

- a. Approval of the September 2022 minutes--Vote taken and minutes approved
- b. Treasurer's Report--Provided in the newsletter.

Minutes continued on page 7

4. New Business

- a. The AQG is seeking members for a Nominating Committee. The Nominating Committee will be responsible for identifying nominations for membership in the AQG committee's and will reach out to potential nominees to determine their interest, provide information regarding the committee needs, and answer any questions regarding the role. If you are interested, please notify Phyllis Schrag.
- b. A motion to approve the current members of the executive committee for a second year of service was made. Char Hulsebus made the motion, and Ina Pour-El seconded. The AQG approved the motion, and the Executive Committee will remain as follows for 2023.
 - i. President: Phyllis Schrag
 - ii. Vice-President: Kathy Jones
 - iii. Treasurer: Kate Hardy
 - iv. Secretary: Shawna Saad

5. Committee Reports

- a. **Activities/Projects** (Sheila Arney, Ramona Tapper)--For December, members can make a stocking such as those hung over the mantel during the holidays. The stocking can be any shape and size and will be filled and shipped to a soldier for operation care package. These must be turned in at the December 1st meeting so they can be shipped and arrive prior to December 25th.
- b. **Hospitality** (Barb Holst)--The sign-up sheet for early spring was distributed for snack sign-up. If you have not done so, please consider signing up during the December meeting.
- c. **Membership** (Marge Fitzgerald, Susan Fraser)--3 guests and no new members. There were 45 total attendees.
- d. **Communication** (Kathy Glatz (newsletter), Steve Huffman (website), Kathy Jones (Facebook))--In January 2023, Pam Geringer will take over leadership and development of the monthly newsletter.
- e. **Programs** (Betty Baker)--Programs have been scheduled for 2023. More details will be provided during the monthly newsletter. In January 2023, Kathy Glatz will take over as chair of the committee and Gloria Sampson, Debbie Frizzell, and Kathy Jones will be members of the committee.
- e. **Small Groups** (Marge Fitzgerald)--No update
- f. **Sound Support** (Steve Huffman)--Steve Huffman asked that several members review the set-up for sound in the event he is unable to attend a meeting. Steve showed Char Hulsebus and Shawna Saad the set-up, thus allowing for broader support in this area if needed.
- g. **Service** (Char Hulsebus and Kathy Glatz)--The Fidget Quilt Committee has ended effective October 2022.

6. Program

- a. Barbara Splett demonstrated the various patterns she has used with hexies and a step-by-step demonstration on how to cut, sew, and transform the strips of fabric into hexagonal patterns.

Secretary—**Shawna Saad**